

1414 N4 AL Aluminum Series - NEMA 4

Lift-Off Cover



**Inner
Panel
Included**



Corrosion Resistant Junction Boxes

Application

- Designed for use as instrument enclosures, electric, hydraulic or pneumatic control housings, electrical junction boxes or terminal wiring enclosures.
- Provides protection where equipment may be hosed down or otherwise be very wet, or in specific applications where corrosion is a problem.

Standards

- UL 508 Type 4 and 12
- CSA Type 4 and 12
- **Complies with**
 - NEMA Type 4, 12, and 13
 - IEC 60529, IP66

Construction

- Formed from 0.08" Type 5052 H-32 aluminum.
- Sizes smaller than 6" x 6" are formed from 0.06" aluminum.
- Smooth, continuously welded seams without knockouts, cutouts or holes.
- Welded brackets provide for enclosure mounting.
- Cover is secured with easily operated aluminum clamps.
- Oil resistant gaskets are permanently secured with oil resistant adhesive.
- All models larger than 4" x 4" include a removable 14 gauge inner panel.
- Tapped studs are provided for mounting inner panels.
- A grounding stud is provided in the enclosure.

Finish

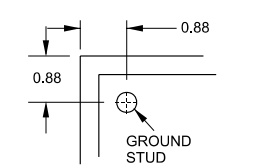
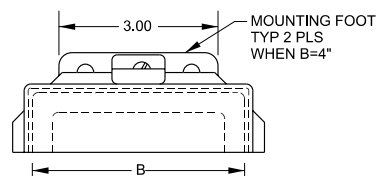
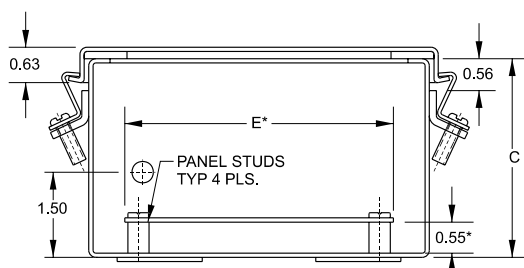
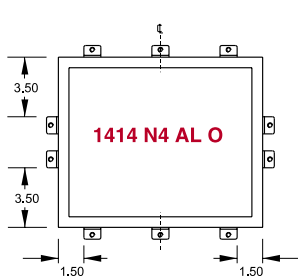
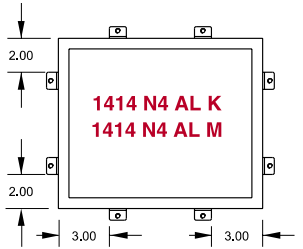
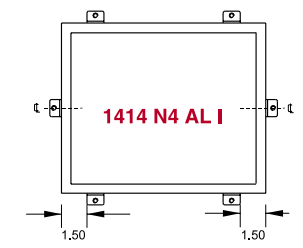
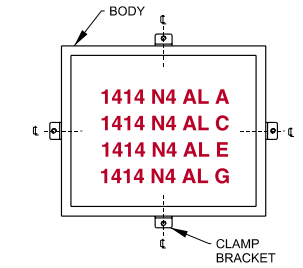
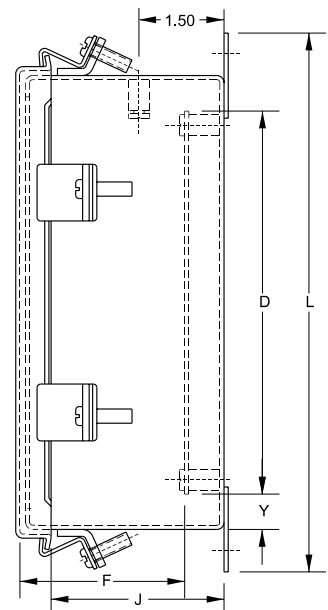
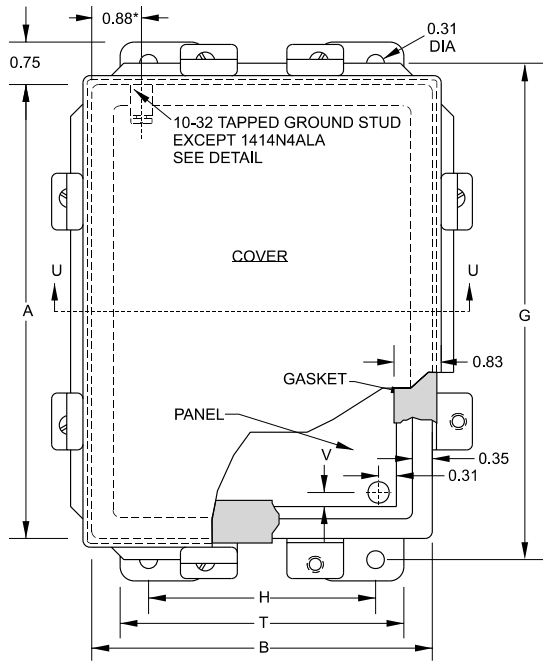
- Cover and enclosure are natural unfinished aluminum.
- Removable inner panel is finished in white powder coating.

Accessories

- Additional inner panels
...see page **433**
- Breather kits...see page **423**
- Door clamping hardware
...see page **427**
- Heaters...see page **418-420**
- Terminal kit assemblies
...see page **436**
- Thermostats...see page **421-422**
- Window kits...see page **444**

1414 N4 AL Aluminum Series - NEMA 4 Lift-Off Cover

Corrosion Resistant Junction Boxes



* Does not apply to 1414N4ALA

Number of door clamps varies to enclosure size.

Part No.	Panel Dimensions					Centers					Cover Dimensions			Ship Wt.lbs.		
	A	B	C	D	E	F	G	H	J	L	T	V	Y			
1414N4ALA	4	4	3.0	—	—	—	4.75	2	2.6	5.5	4.31	4.31	3	—	—	1
1414N4ALC	6	4	3.0	4.88	2.88	2.5	6.75	2	2.6	7.5	6.31	4.31	3	.31	.56	2
1414N4ALE	6	6	4.0	4.88	4.88	3.5	6.75	4	3.6	7.5	6.31	6.31	5	.31	.56	3
1414N4ALG	8	6	3.5	6.75	4.88	3.0	8.75	4	3.1	9.5	8.31	6.31	5	.25	.63	3
1414N4ALI	10	8	4.0	8.75	6.88	3.5	10.75	6	3.6	11.5	10.31	8.31	7	.25	.63	5
1414N4ALK	12	10	5.0	10.75	8.88	4.5	12.75	8	4.6	13.5	12.31	10.31	9	.25	.63	8
1414N4ALM6	14	12	6.0	12.75	10.88	5.5	14.75	10	5.6	15.5	14.31	12.31	11	.25	.63	10
1414N4ALO6	16	14	6.0	14.75	12.88	5.5	16.75	12	5.6	17.5	16.31	14.31	13	.25	.63	13
1414N4ALM8	14	12	8.0	12.75	10.88	7.5	14.75	10	7.6	15.5	14.31	12.31	11	.25	.63	11
1414N4ALO10	16	14	10.0	14.75	12.88	9.5	16.75	12	9.6	17.5	16.31	14.31	13	.25	.63	15

Technical references and DXF downloads available at www.hamfmfg.com

All dimensions in inches unless specified otherwise

Quality Enclosures. Service Excellence.